



2017 OTA CASC-OR Showcase Supplementary Regulations Saturday Jun 24-25 at CTMP's Grand Prix Track

Sanctioned by CASC-OR. Registration information at www.casc.motorsportreg.com Search OTA. Second Time Attack School and Event of the 2017 Mobil1 Ontario Time Attack Championship Presented by Toyo Tires. Held Under CASC-OR General Competition Rules, and the 2017 CASC-OR Time Attack Regulations. Dates: June 24-25, 2017 at Canadian Tire Motorsport Park, Grand Prix Track

Supplemental Regulations and Event Notes

Organizing Club: SPDA-online.ca
Organizer: Stephen Deneka
Chief Instructor: Scott Murfin
Chief Clerk: Robb Dobbie
Chief Registrar: Gary Wood
Chief Scrutineer: Derrick Cormier
Chief Steward: Rob Hall

Timeattack [at] casc [dot] on [dot] ca
racecartech66 [at] gmail [dot] com
Timeattack [at] casc [dot] on [dot] ca
ontariotimeattack [at] gmail [dot] com
thatsderrick [at] yahoo [dot] com
treasurer [at] casc [dot] on [dot] ca

1. **We strongly suggest that you arrive early to prepare and that you and your car are ready to start on track by 8:30am. Else, you might miss some classroom or track time if you are not prepared.**

See official schedule on page four for event weekend schedule. Session start times are mobile depending on the finish of the previous session. **Driver's meetings are mandatory for all drivers.** Anyone missing those meetings will have to see the organizer at his discretion to receive a special meeting just for them before being allowed on track.

2. Every vehicle owner must bring a filled out ASN Self-Tech Form. Student walk-ins cannot be accepted at the track. Lapping positions may be available for registration at the track. (Contact the registrar in advance.)

http://time-attack.ca/wp-content/uploads/2017/06/2017_vehicle_self_check_form.pdf

3. No drivers are allowed on track unless already registered, scrutineered, have evidence of drivers' meeting attendance and are in their proper run group.
4. Minors should have waivers signed by both parents / all legal guardians before they are allowed on track or in the track area including paddocks and pits. Waivers here:

<http://www.asncanada.com/wp-content/uploads/2016/01/ASN-English-Annual-Parental-Consent-Waiver.pdf>

<http://www.asncanada.com/wp-content/uploads/2016/01/ASN-French-Annual-Parental-Consent-Waiver.pdf>



PLEASE TAKE NOTE OF OTA PASSING RULES!

5. **Passing rules for Students and Lapping Group:**

Passing is permitted during sessions indicated by the Organizer. The passing car must have received a point-by or turn signal by the car to be passed. Passing is only to be done in designated zones indicated by double cones to start and finish the zone. These places are indicated on the attached map. All passes are to be done on the **INSIDE LINE TO THE NEXT CORNER**. A point-by from the passed car shall consist of the driver's arm extended out the window over the roof of the car, pointing to the **PASSING SIDE**, or with the turn signal (indicating the side the passing car is to proceed on). Cars being passed should let off the gas to allow a safe pass. One signal is required per passing vehicle. Passing may occur between turns 10 and 1 on the RIGHT side, between turn 3 and 4 on the LEFT side and between 5B and the bridge before Turn 8 on the RIGHT side.

6. An instructor or passenger can NOT initiate a pass for the student. Right hand drive vehicles MUST have the letters "RHD" legibly taped on their rear window with characters at least 6" tall.

Any car seen passing without a signal, tailgating while waiting for a signal, passing outside the designated zone, or otherwise driving aggressively will be brought into pit lane for a one-way discussion with an Official, and may not return to the track that session.

If your vehicle does not have adequate mirrors for you to be aware of traffic behind you, you will not be allowed to participate in school or lapping sessions and your entry fee may be refunded at the discretion of the organizer.

Course and Flag Marshals are considered judges of fact throughout the school and event.

7. **Passing rules for the Instructor / Advanced Lapping Group:**

The passing car must have received a point-by or turn signal by the car to be passed. i.e.:

Turns 10 to 1: Passing is on the RIGHT, passed car stays left, signals right.

Turns 1 to 2: Passing is on the LEFT, passed car stays right, signals left.

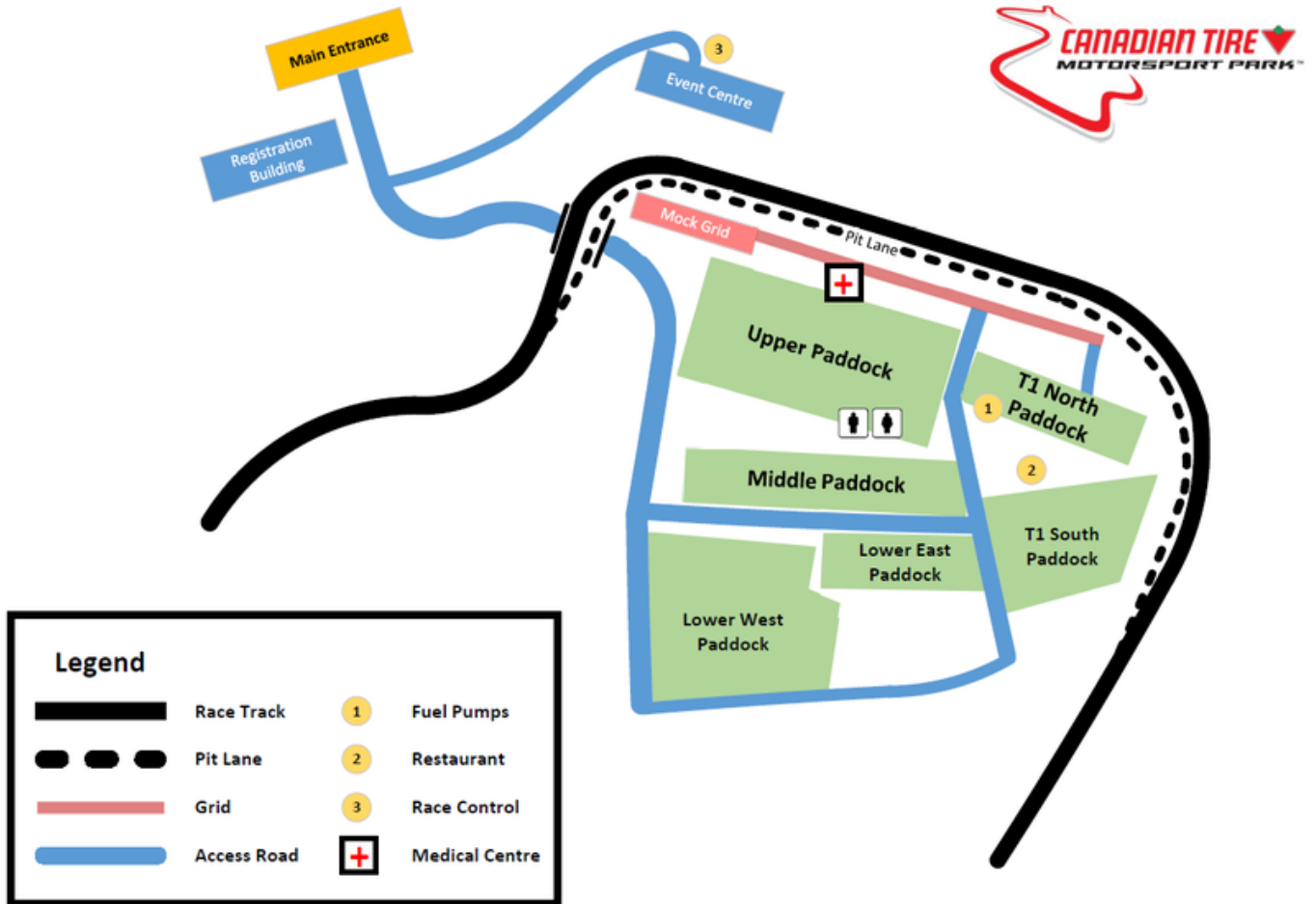
Turns 2 to 3: Passing is on the RIGHT, passed car stays left, signals right.

Turns 3 to 4: Passing is on the LEFT, passed car stays right, signals left.

Turns 5 to 8: Passing is on the RIGHT, passed car stays left, signals right.

8. Only registered instructors may lap with a student during instruction sessions. Lappers approved by the chief instructor may take passengers.
9. Only people who have signed the track waiver and have a wrist band will be allowed in the paddock, pit or track area. All visitors must sign the event waiver and wear a wristband.
10. All drivers and passengers must wear a long sleeved shirt, long pants, and covered shoes (not sandals) when going on the track.
11. New drivers that are not signed off that have cars with no provision for a second seat are only allowed on the track when an instructor is monitoring them. Instructors may monitor from another car on the track, or from the pit area. Notify the Chief Instructor when you register if you do not have a provision for a second seat.

12. Additional supplementary regulations and changes to the planned agenda may be instituted based upon experiences during the weekend. Such additions or amendments to other supplementary regulations will be clearly stated at official drivers' meetings and/or as posted notices.
13. Food: Lunch is not provided: The restaurant at the GP track will be open at 7:30am for breakfast and lunch at the registrant's expense. Some bottled water will be provided. Please drink enough water to keep hydrated.
14. **Parking / Paddock:** Time Attack competitors please use the Upper Paddock but leave the southern 25 feet of paved surface unoccupied. Center of the Upper Paddock shall be reserved for vehicles with trailers. North side should be cars only. Clubs may have booths set up there. Race will use the T1 North Paddock, Autoslaom is using the T1 South Paddock and Middle Paddock.





Motorsports Showcase

Saturday, June 24

<i>Session</i>	<i>Length</i>
** P1 Practice FL	15 Min
** P2 Practice GT Sprints	15 Min
OTA Group A Instructors	20 Min
OTA Group B Lappers	20 Min
OTA Group C Students	20 Min
** Q1 Qualifying FL	15 Min
** Q2 Qualifying Sprints	15 Min
OTA Group A Instructors	20 Min
OTA Group B Lappers	20 Min
OTA Group C Students	20 Min
Lunch / Race Driver's Meeting	45 Min
Alligator Track Cruise Meeting 11:55 AM	
Alligator Track Cruise	30 Min
** R1 Formula Libre	20 Min
** R2 GT Sprints	20 Min
OTA Group A Instructors	20 Min
OTA Group B Lappers	20 Min
OTA Group C Students	20 Min
OTA Group A Instructors	20 Min
OTA Group B Lappers	20 Min
OTA Group C Students	20 Min
OTA Group A Instructors	20 Min
OTA Group B Lappers	20 Min
OTA Group C Students	20 Min
Open Track	23 Min

Track Activity Starts at 8:30 AM

Time Attack Registration
7:15 AM - 8:20 AM

Time Attack Scrutineering
7:15 AM - 8:20 AM

Time Attack Driver's Meeting
8:30am Attendance Mandatory

Race Registration Open
7:00 AM - 10:00 AM

Race Scrutineering Open
7:00 AM - 2:00 PM

**** Race Sessions**

Sunday June 25

<i>Session</i>	<i>Length</i>
** R3 Formula Libre	25 Min
** R4 GT Sprints	25 Min
X-Group Practice	20 Min
Y-Group Practice	20 Min
X-Group Practice	20 Min
Y-Group Practice	20 Min
** R5 Formula Libre	25 Min
** R6 GT Sprints	25 Min
X-Group Practice	15 Min
Y-Group Practice	15 Min
Lunch / OTA Driver's Meeting	15 Min
X-Group Competition	60 Min
Y-Group Competition	60 Min
X-Group Competition	45 Min
Y-Group Competition	45 Min
X-Group Competition	40 Min
Y-Group Competition	40 Min
X-Group Competition	40 Min
Y-Group Competition	40 Min

Track Activity Starts at 8:30 AM

Time Attack Registration
7:30 AM - 8:45 AM

Time Attack Scrutineering
7:30 AM - 8:45 AM

Time Attack Driver's Meeting
8:50am Attendance Mandatory

Race Registration Open
7:00 AM - 10:00 AM

Race Scrutineering Open
7:00 AM - 2:00 PM

**** Race Sessions**



Mobil 1™

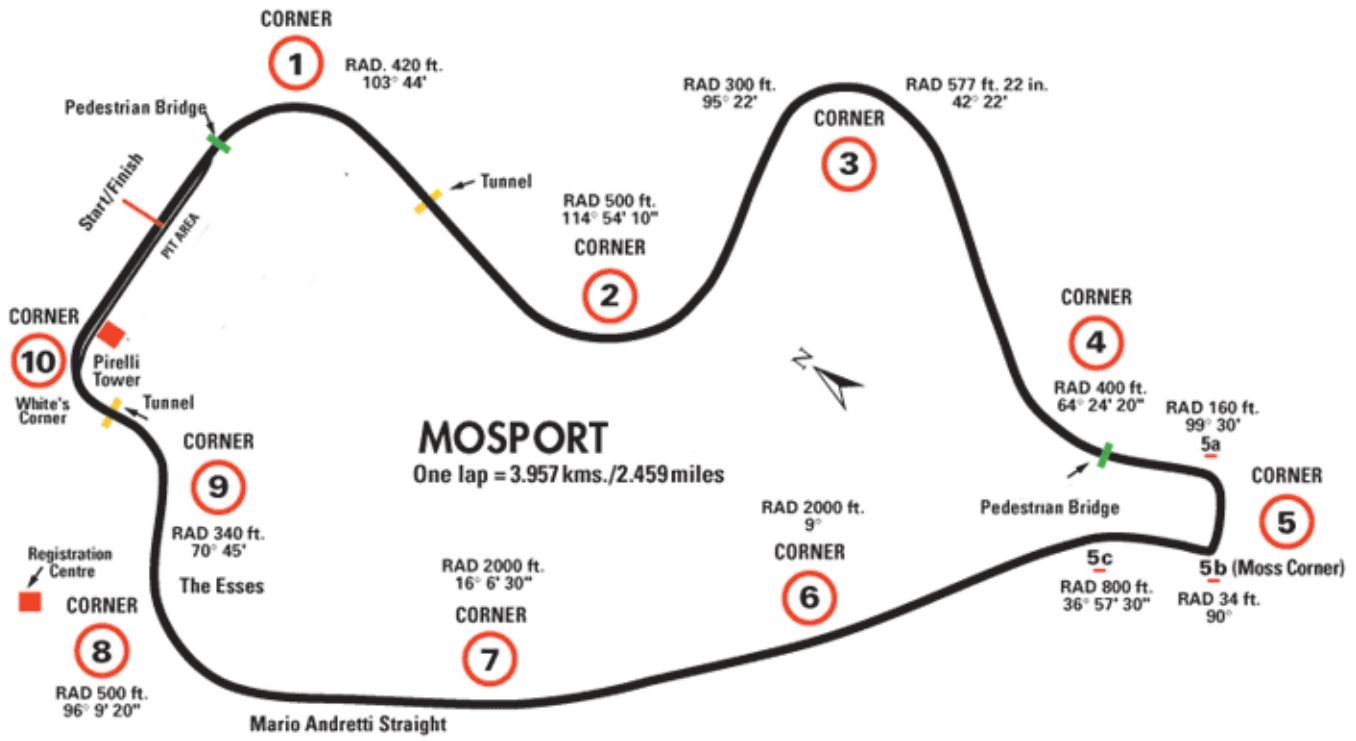
TOYO TIRES

driven to perform









NVAUTO

NOW CRITICAL





Race Flag Definitions

	Slow moving vehicle ahead, use caution
	GO! Begin and continue track session.
	When waved, all vehicles return to pits immediately May be pointed at one car who must return to pits
	Faster car behind you, let them pass.
	Current track session terminated, come to a complete stop safely and as quickly as possible at the nearest marshal station.
	CAUTION. NO PASSING Standing Yellow: problems on track well ahead Waving Yellow: problems are immediately ahead
	Debris: foreign materials or wetness on track ahead
	Current track session has ended. This indicates it is time for your cooldown lap. Let your engine and brakes take a rest and allow time for temperatures to drop before you enter the pits.